

MIA Baby Sound Machine WIFI version



MODEL: KT-W01A

VERSION: V0

DATE: 25th Nov. 2019

COMPANY

SHENZHENSHI KAIXIN GUANGDIAN CO., LTD

SHENZHEN LINKLITE SMART LIGHTING CO., LTD

ADDRESS

RM# 909, Software Building, No. 9 Gaoxin Zhong Yi Road, High-Tech Park, Nanshan district, Shenzhen, Guangdong, China, 518057

FEATURES

- I **11 NON LOOPING SOUNDS & MAX UP TO 100dB VOLUME:** Sound machine integrated Hi-Fi speaker, can provide you 11 soothing sounds (White noise, Fan sound, Rain sound, Thunder, Music box, Crystal ball, Lullaby, Ripple sound, Ocean Wave, Birdsong, Cicada chirping), volume can up to 100dB, perfect for kids sleeping, office privacy and baby nursery;
- I **SMOOTH DIMABLE LED LIGHT:** Provide 16millions colors, stepless dimming, simply circle the top rotating dial clockwise can brighter the light, circle counter clockwise light gets dimmer. On top of the lamp in the center, inside the rotating ring, is the on/off button. The white noise sound can be turned off with the independent button.
- I **SMART TABLE LAMP APP & AUTO OFF TIMER:** Sound Machine APP can set the timer from 1min to 24H, can customize the time to training baby when to get ready for bed, for sleep, for get up. The APP also granted to be able to customize lights, sound and their combination.
- I **VOICE CONGTROL:** Sound Machine also can work with Amazon Alexa and Google Home to allow you to control the bedroom lamp with your voice. [2.4G WIFI Needed for APP Usage].
- I **TWO MODEL CHARGE:** Come with the USB cable and adapter so that it can powered by USB or plug it into the wall.
- I **MEMORIZE THE LAST STATUS:** The Sound machine can remember the lasting setting of the color, sound and volume, so you don't bother to set buttons all the time.
- I **CPC CERTIFIED & CHILD LOCK:** The Sound Machine made by eco-friendly material to ensures 100% safe use for baby. The child lock setting can prevent the baby or pets from changing it carelessly. Perfect for as gift for night baby feeding, sleep aid, wake up training etc.

TECHNICAL DETAILS

Types	Items	Parameter
Electronics	Wattage	7.5W (4.5W light+3W speaker)
	Adapter Input	100-240Vac 50/60Hz
	Adapter Output	5V DC 1.5A
	Current ripple	Flicker free 3%
Light Source	Luminous Flux/	200LM \pm 10% @4000K
	CCT	2000K-4000K
	Color Quantity	16 million colors
	CRI	Ra>80 @2000K
	LED	2000K White LED: 8PCS*0.3W 4000K Whitex LED: 8PCS*0.3W RGB LED: 8PCS*0.12W
Speaker	Rated Power	5W (3W using)
	Category	Internal magnetic Hi-Fi speaker
	Audio response	170HZ-20KHz
	Rated Resistance	4 Ω \pm 10%
	Rated characteristic sensitivity	81 \pm 3dB 0.5m
	Rated harmonic distortion	<5 % At 1000 Hz
	Signal noise ratio	Lamp <24dB; Speaker max to: 100dB
Body	Size	L115.4*W115.4*H107.3mm
	Material	ABS & PC
	Base finish	Fabric
	Control panel finish	White
	Weight	0.895lb/ 406g
Network	WIFI	IEEE802.11b/g/n(2.4GHz)
	Operation system	Android 4.4+ or IOS 9.0+
Environmental requirement	IP Protection	IP20
	Operation Temp	-10 $^{\circ}$ C~40 $^{\circ}$ C/14 $^{\circ}$ F~104 $^{\circ}$ F
	Operation Humidity	5RH~90RH
	Storage Temperature	-30 $^{\circ}$ C~80 $^{\circ}$ C/-22 $^{\circ}$ F~176 $^{\circ}$ F
	Storage Humidity	5RH~95RH
Lifetime		25,000hours

CERTIFICATION

Types	Standards	Coincidence Check	Status
FCC	FCC PART 15B, FCC PART 15C	Pass	/
UL	UL153	Pass	/
CE LVD	EN 60598-1, EN60598-2-4, EN 61347-1, EN61347-2-13, EN 62031, EN 62493, IEC 62778	Pass	/
CE EMC	EN 55015, EN 61547, EN 61000-2-3, EN 61000-3-3, EN 62479	Pass	/
CE RED	EN 300328, EN 301489-1, EN301489-17	Pass	/

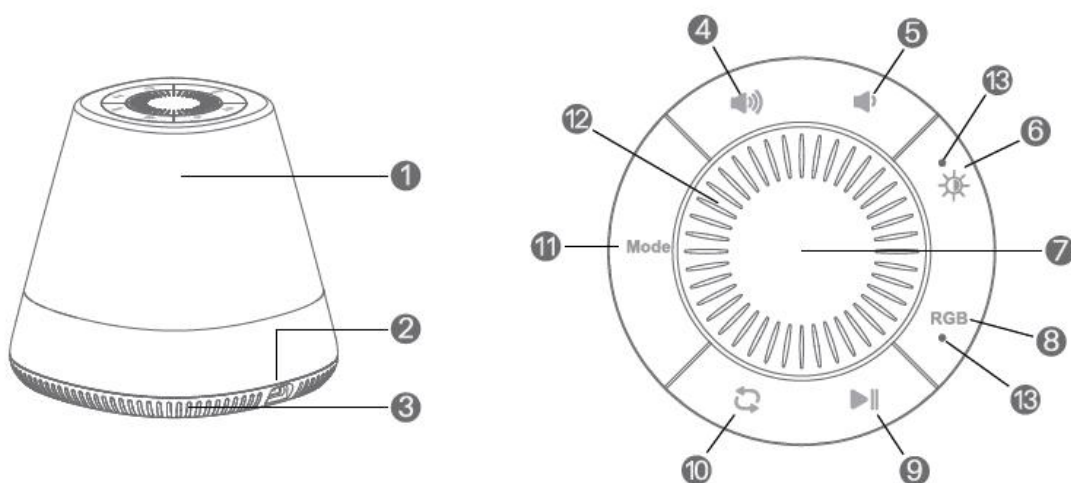
Installation Guide

1. Power on the device. Make sure the the status LED blinks once per second, otherwise long press the “**Model**” button for 5s to paring mode;
2. Download the APP and create an account from Apple App store or Google Play, search for “**Meross**” and down load it. Or scan the QR (in the manual) code to down load.

Note:

- *Only support 2.4GHz WiFi networks.
- *For Android smart phone location and GPS needs to be enabled;

LED and Buttons function:



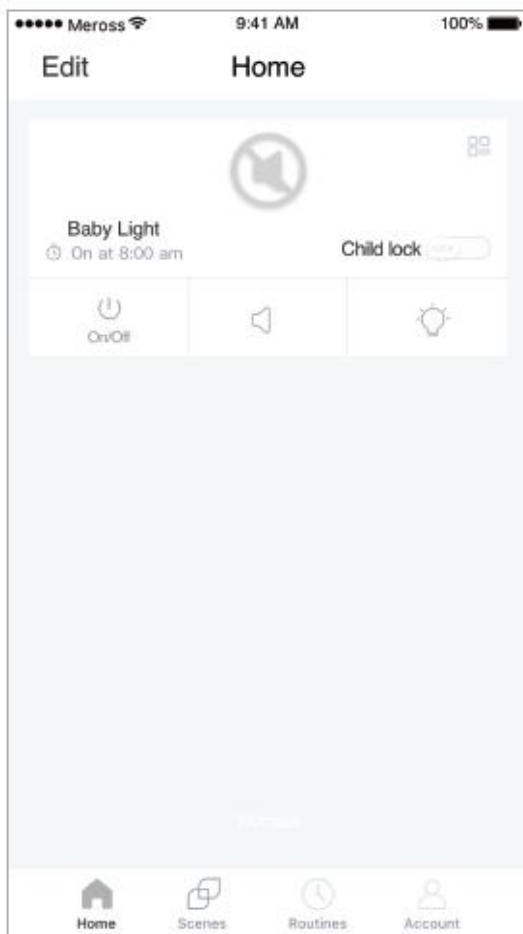
- ① Main Light
- ② Type C port

- ③ **Speaker**
- ④ **Volume +** Volume up
- ⑤ **Volume -** Volume down
- ⑥ **Cool/Warm** Short press to choose from cool to warm light appearance.
- ⑦ **ON/OFF** Short press to turn the light ON/OFF.
Long press for 3S to turn both light and sound off.
- ⑧ **RGB** Short press to choose the next color (7 colors in total).
- ⑨ **Play/Pause** Play or pause the sound.
- ⑩ **Sound** Short press choose the next sound (11 sounds in total)
- ⑪ **Mode** Short press to choose the next favorite mode.
Long press for 5S to pairing mode.

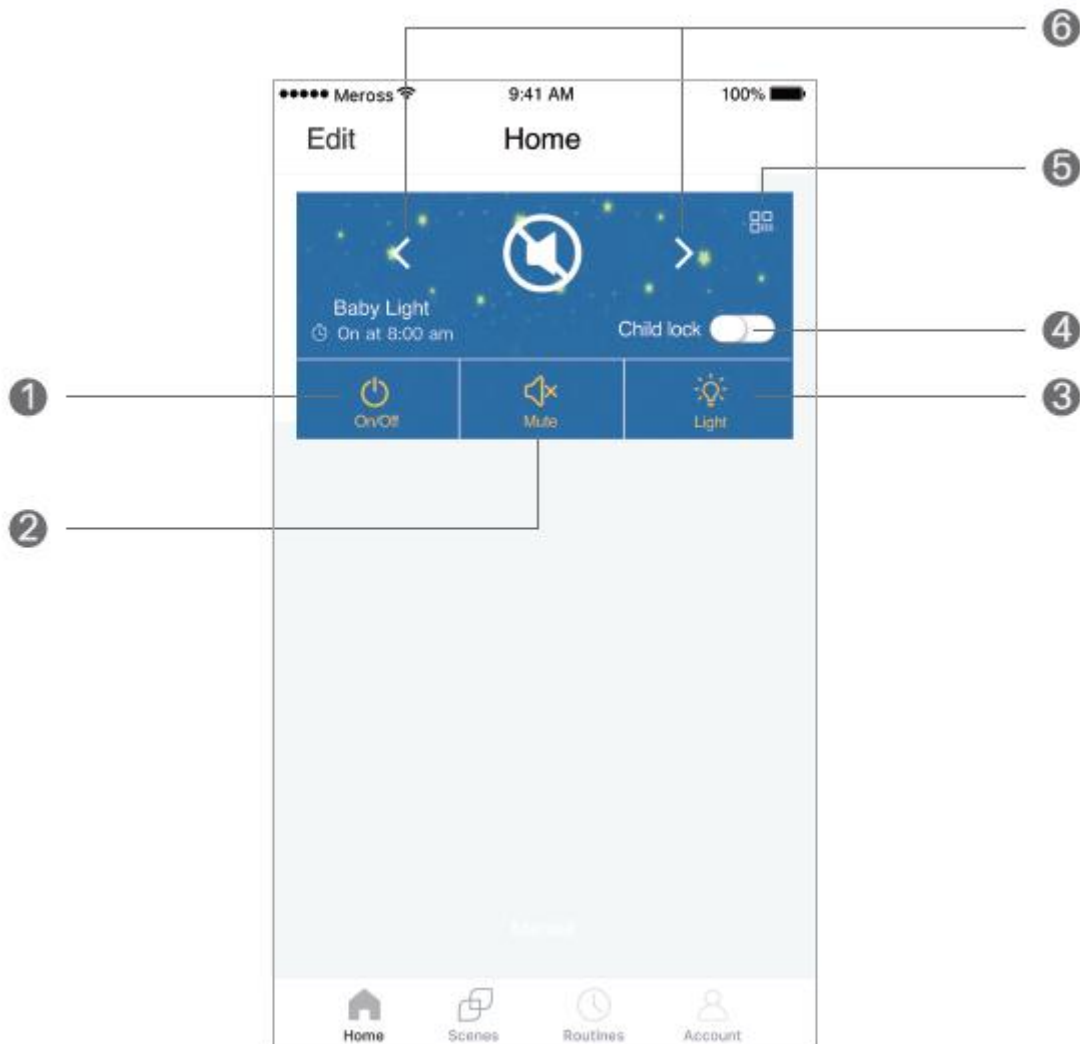
How to use APP

1. Add product

When you finish down loading and registering your account, make sure your smart phone already connected to the WIFI, choose the “Cherub Baby Machine” and follow the App Guide to get started. When you are done, the following interface will appear.

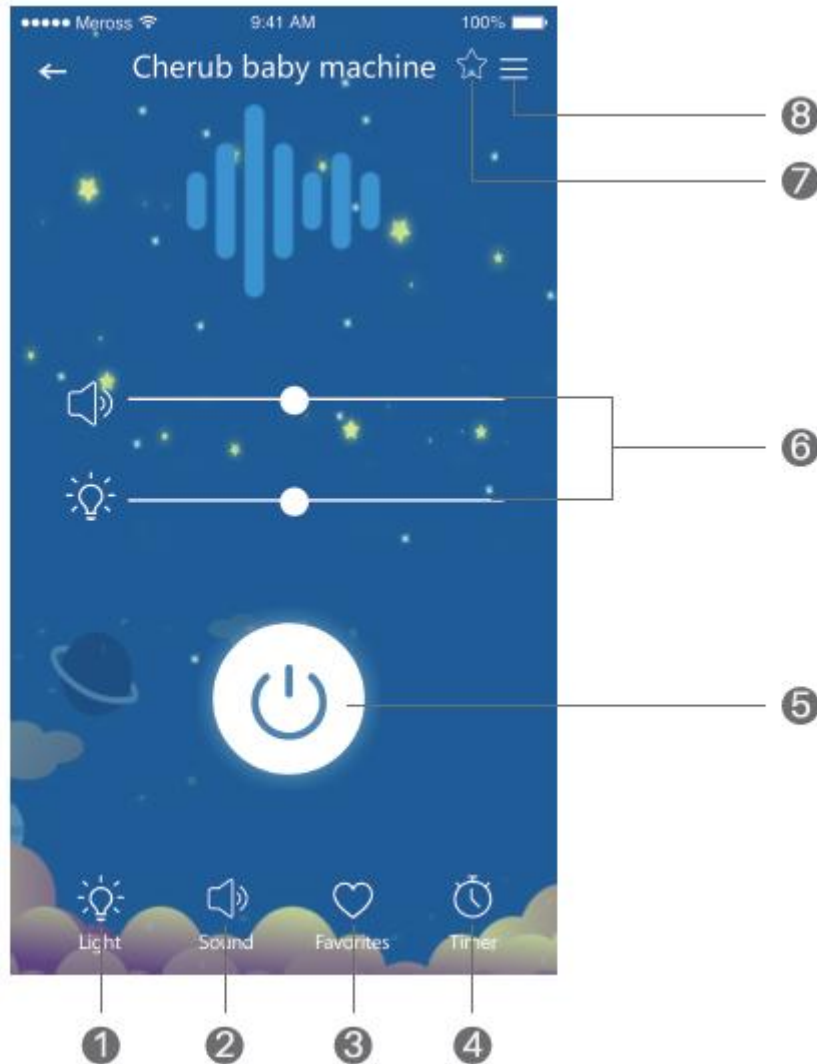


2. Interface introduction



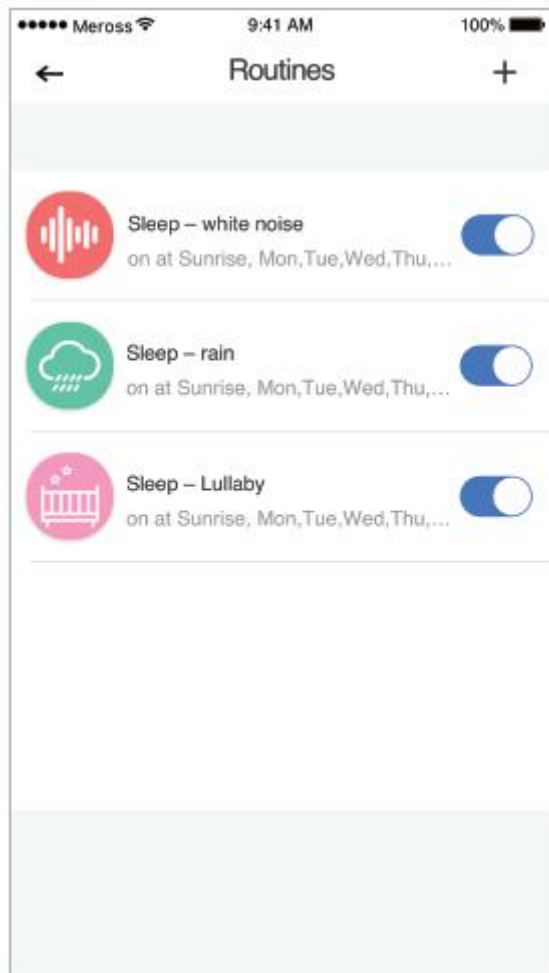
Home Page

- ① **On/off:** Turn both light and sound on/off.
- ② **Mute/Unmute:** Turn sound on/off.
- ③ **Light on/Light off:** Turn light on/off.
- ④ **Child lock:** Enable it to void the functions of all physical buttons.
- ⑤ **Icon:** Enter the Device Settings page.
- ⑥ **<>:** Press to choose the prior/next favorite mode.



Device Page

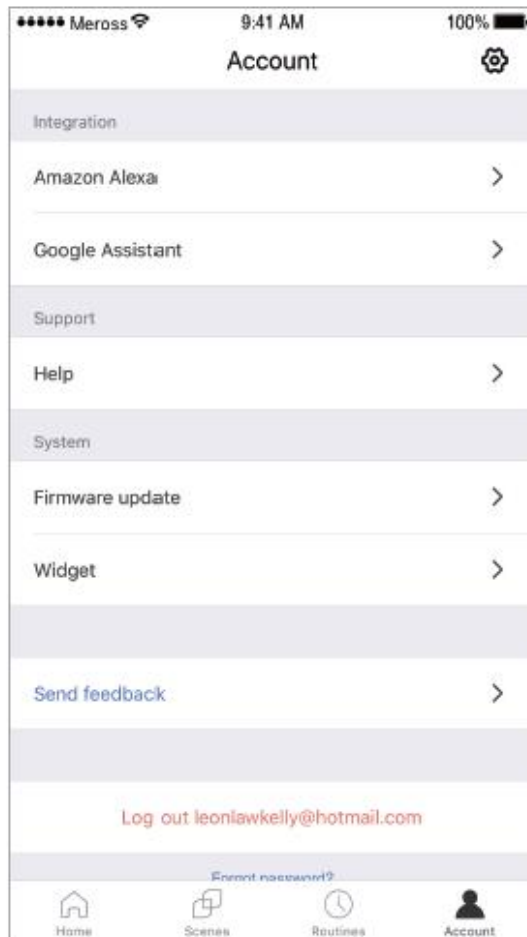
- ① **Light:** To choose different light color.
- ② **Sound:** To choose different sound.
- ③ **Favorite:** To choose and set favorite modes (the combination of light and sound).
- ④ **Time:** Timer to turn light off.
- ⑤ **ON/OFF:** Turn on/off the device.
- ⑥ Main interface adjusts brightness and volume.
- ⑦ **Collecting Icon:** To save current light and sound appearance as a favorite mode.
- ⑧ **Device Setting Icon:** Enter Device Settings page.



Routines

Set the routines in Device Settings: >Automation -> Routines. You can automatically turn the cherub baby machine on or off at the expected time. For instance, you can turn it on at 9:00PM everyday to help baby sleep on time.

How to use voice control



1. Download the Alexa APP

If you first time use Echo, search for the Amazon Alexa APP in Google Play Store or Apple App Store. Once downloaded open the Alexa app and log into your Amazon account, choose "Create a new Amazon Account" and enter the request info. Once logged in, the app will prompt you for set up.

Note: You cannot use Alexa Voice Services if you aren't logged into an Amazon account.

2. Voice Control your device

In the Home Page, follow instructions in Account -> Integration to pair your Cherub Baby Machine with Amazon Alexa or Google Assistant. Use voice commands below to control the device.

3. Voice Command

Amazon Alexa

- Alexa, dim Cherub 30%.
- Alexa, set the Cherub to red/warm white.



SPECIFICATION

-
- Alexa, mute device.
 - Alexa, set the sound to lullaby to Cherub.

Google Assistant

- Hey Google, adjust Cherub to 65% brightness.
- Hey Google, brighten Cherub.
- Hey Google, make the Cherub magenta.
- Hey Google, turn off light for the Cherub.

PACKAGE

Inner box size:	132*132*178mm
Outer carton size:	515*280*375mm
PCS per inner carton:	1
PCS per outer carton	12
N.W. per outer carton	6.13 kg
G.W. per outer carton	6.8 kg

LIMITED WARRANTY

2-year limited warranty from original purchase date. To learn more about the Limited Warranty for Linklite products, please visit www.hensel-hk.com.